

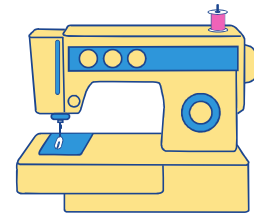


Sewing machine

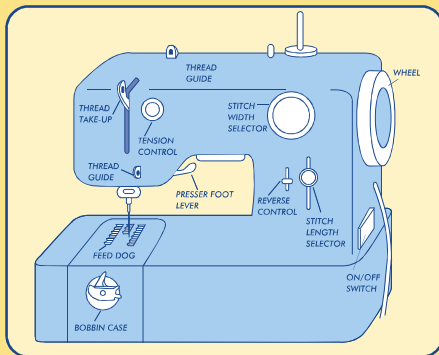
How to use a...

Sewing machine

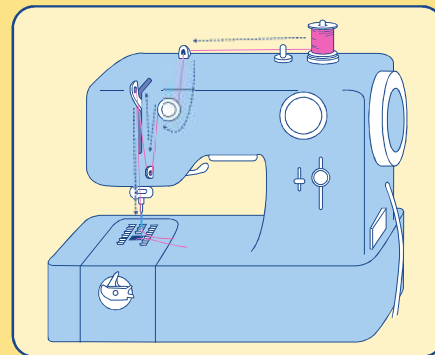
SEW...now you're ready to use a sewing machine?!
Learning to use a sewing machine is a bit like learning to drive a car or fly an aeroplane — we must learn how it all works first before we can use it **SAFELY!**



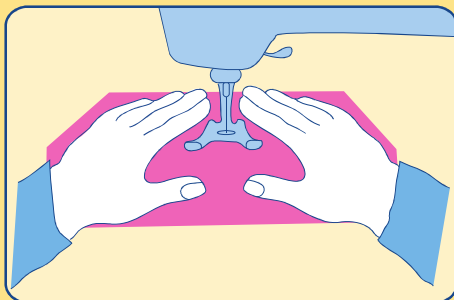
FIRST we're going to learn what all the **parts are called**, and what they **do**. We'll also learn some important things about sewing machine **safety** too.



THEN, we're going to learn how to **thread** our machines properly. Without thread, we wouldn't be able to make any stitches!



NEXT we'll see how to how to **control** our fabric as it passes through the machine so we make stitches exactly where we want them.



LASTLY we'll practice using the machine to sew **straight lines**, **curves** and **turn corners**.

They say Practice Makes Perfect,
and that's very true.
The more that you practice,
the more you can do!
Get to know your machine,
each and every part,
and in no time at all
you'll be ready to start
.....SEWING !!

